



HOW TO PLAY THE LITTLE HERO SUPERHERO HOPPING GAME

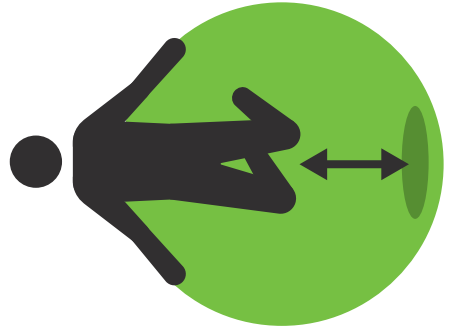
A day in the life of a Superhero is action packed! They jump, spin, run and hop all day. Playing Superhero is not only great fun, it's also a great way to incorporate gross motor activities into your little one's day. Our Little Heroes Superhero Hopping Game is the perfect way to do this.

Here's how you play:

- Download the Little Hero Superhero Hopping Game signs and print one less sign than the number of children playing the game.
Top tip: Laminate the signs so you can use them again and again.
- Create some space and lay out the signs on the floor.
- Movement and music go hand in glove so get some upbeat, fun music ready.
- Once the music starts, each child hops, jumps or runs between the floor signs – just like musical chairs.
- When the music stops, each child stops at the nearest floor sign to them and performs the activity on their sign. The child who is not on a sign, is out of the game.
- Remove one sign from the floor, start the music again and play resumes.
- The game continues until there is only one child remaining. That child is the winner of the game.

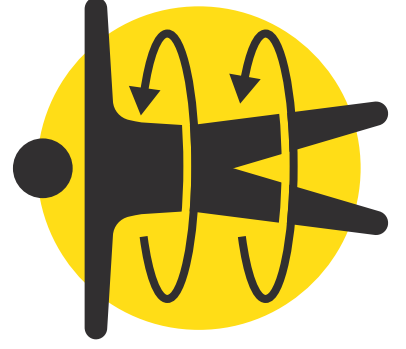


JUMP



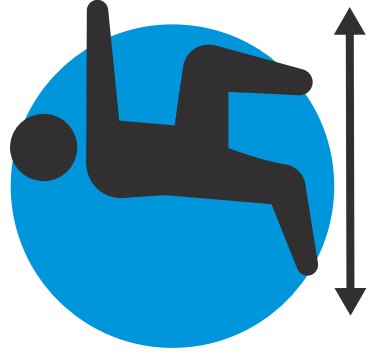


SPIN





LEAP





HOP



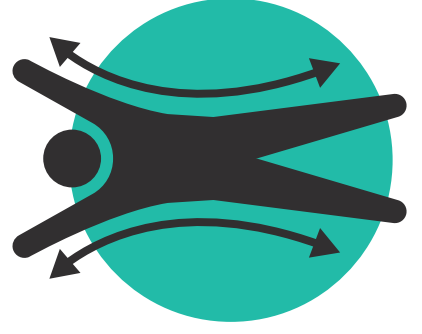


NAME





STARTER





SOFT





MINI

